BROWARD COUNTY PUBLIC WORKS DEPARTMENT
PLOTTED: 10/2024

WATER & WASTEWATER SERVICES
ENGINEERING DIVISION
2555 WEST COPANS ROAD
POMPANO BEACH, FL 33069
PHONE NO. 954-831-0745
FAX: 954-831-0925

STANDARD DETAIL

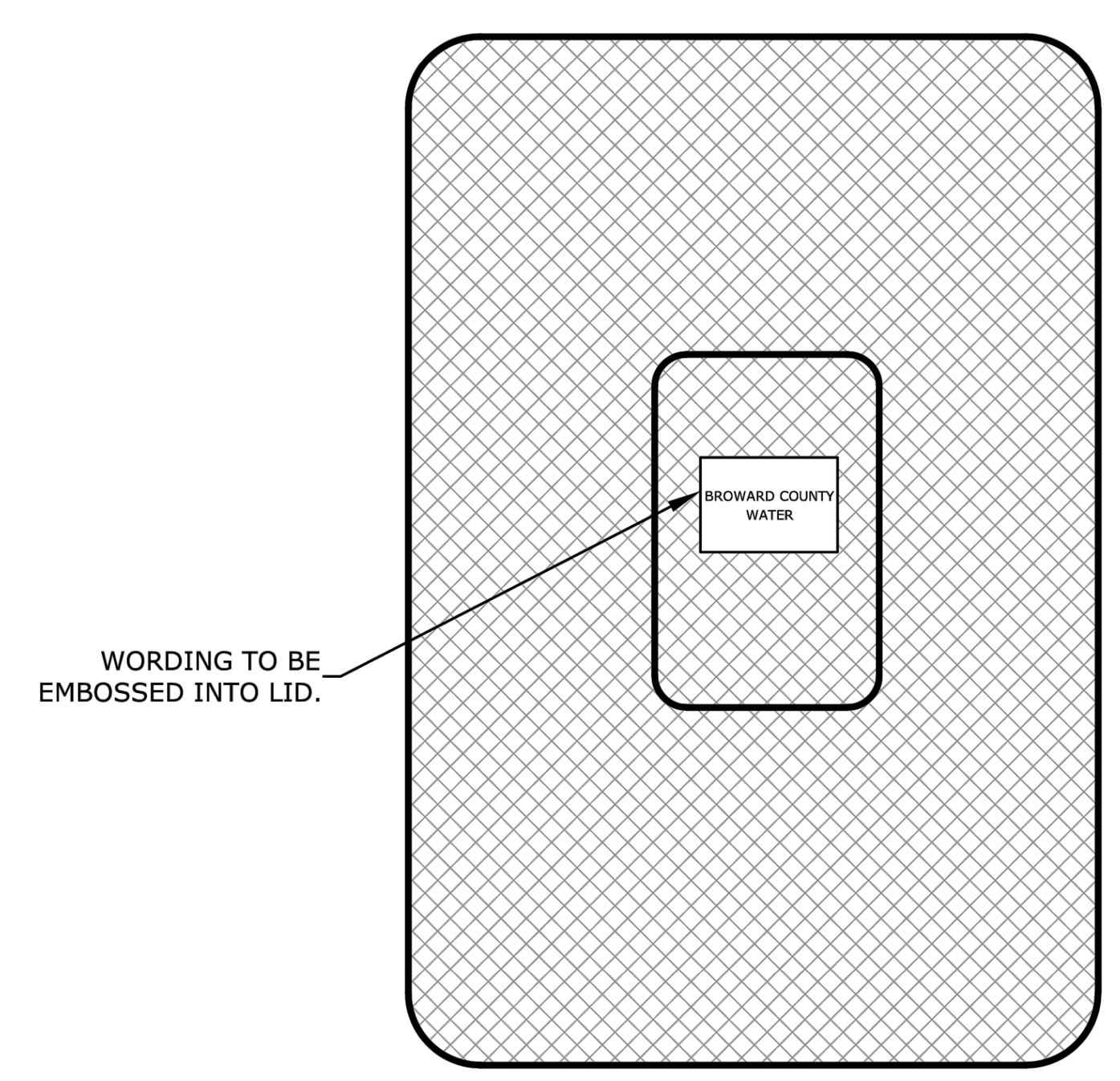

REVISED	POTABLE WATER METER BOX COVER	FIGURE
7/7/2021		225

BROWARD COUNTY PUBLIC WORKS DEPARTMENT
PLOTTED: 10/2024

WATER & WASTEWATER SERVICES
ENGINEERING DIVISION
2555 WEST COPANS ROAD
POMPANO BEACH, FL 33069
PHONE NO. 954-831-0745
FAX: 954-831-0925

STANDARD DETAIL

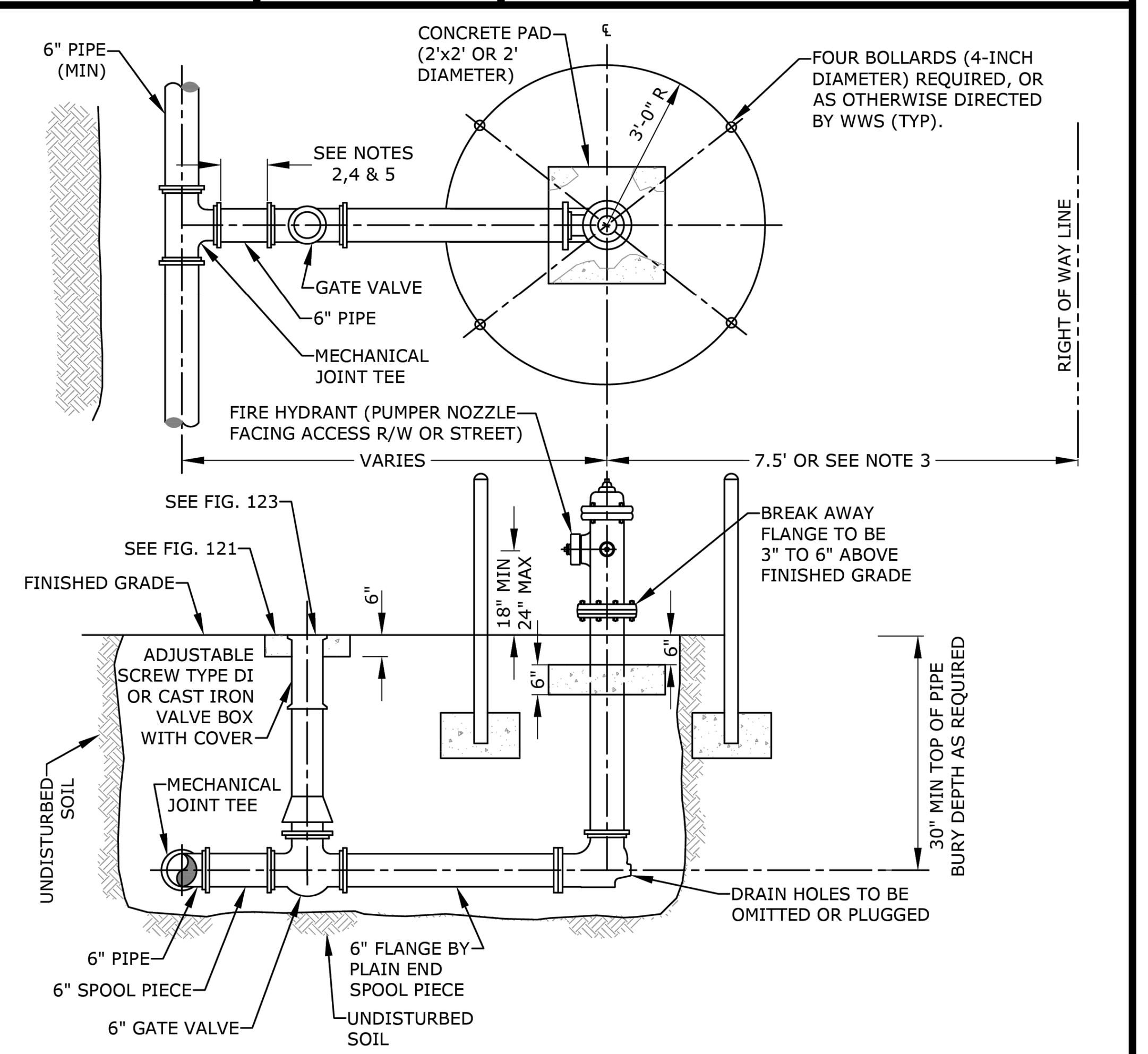

1. HYDRANT COATED WITH OSHA SAFETY YELLOW REFLECTIVE PAINT.
2. USE RESTRAINED JOINTS FOR THE ENTIRE ASSEMBLY SHOWN.
3. HYDRANT SET BACK SHALL CONFORM TO FDOT AND BCHCED REQUIREMENTS, WHERE APPLICABLE.
4. GATE VALVE IS NORMALLY LOCATED NEXT TO TEE.
5. IF DISTANCE FROM MAIN LINE TO FIRE HYDRANT IS GREATER THAN 20 FEET ANOTHER GATE VALVE WILL BE PROVIDED CLOSE TO THE HYDRANT. THIS SECOND VALVE SHALL BE INSTALLED WITHIN 5' OF THE FIRE HYDRANT.
6. HYDRANT FEED PIPE MAY BE TAPPED FOR A SERVICE LINE UPSTREAM OF THE ISOLATION GATE VALVE.
7. A BLUE RAISED REFLECTIVE PAVEMENT MARKER SHALL BE PLACED AT THE CENTER LINE OF THE OUTSIDE ROADWAY LANE TO IDENTIFY THE FIRE HYDRANT LOCATION.

REVISED	FIRE HYDRANT INSTALLATION	FIGURE
10/17/2021		231

BROWARD COUNTY PUBLIC WORKS DEPARTMENT
PLOTTED: 10/2024

WATER & WASTEWATER SERVICES
ENGINEERING DIVISION
2555 WEST COPANS ROAD
POMPANO BEACH, FL 33069
PHONE NO. 954-831-0745
FAX: 954-831-0925

STANDARD DETAIL

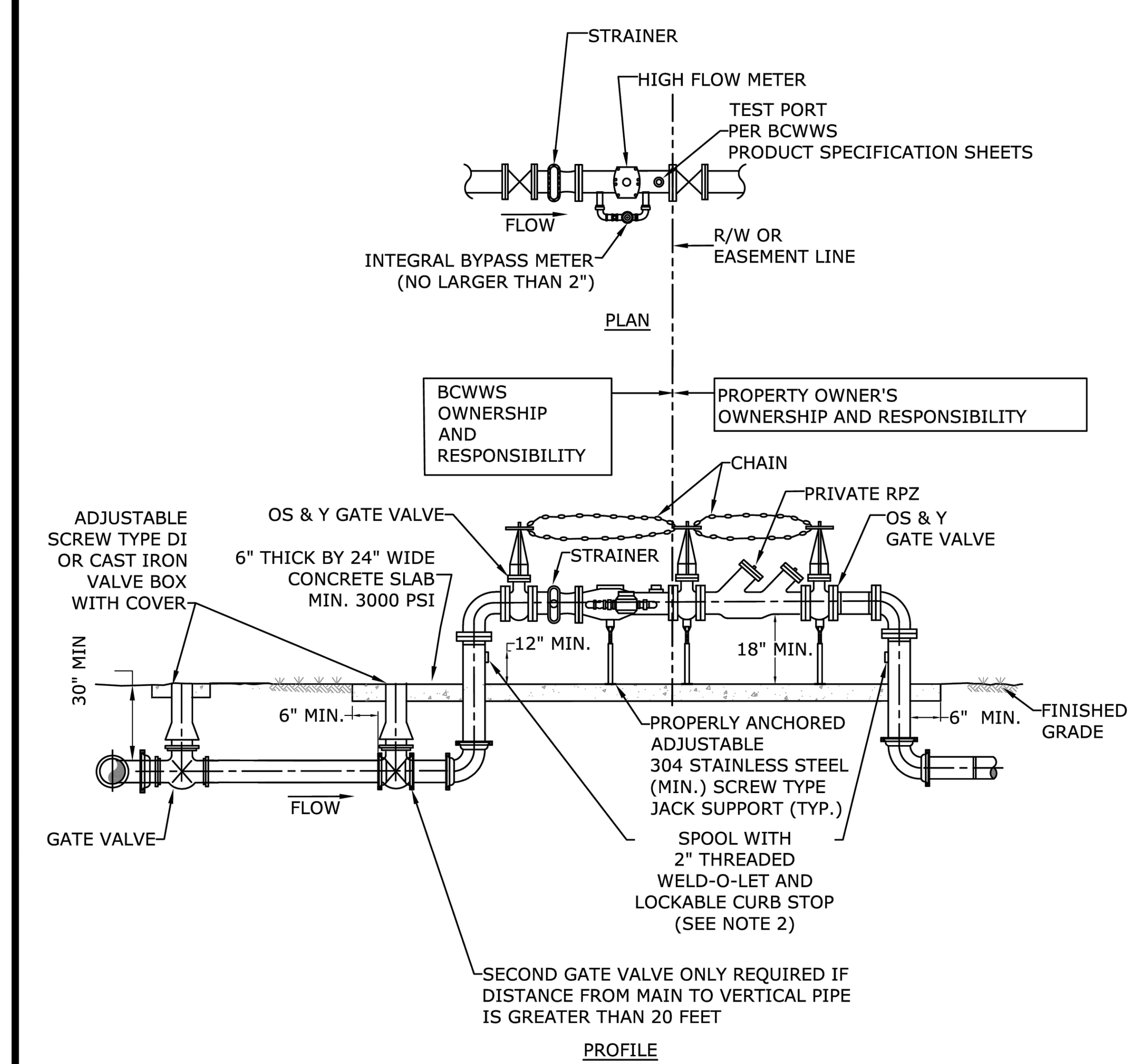

1. ALL ABOVE-GROUND PIPING, FITTINGS, GATE VALVES AND CHECK VALVES AND THE METER ASSEMBLY SHALL BE PAINTED WITH POLYURETHANE COATING (BLUE).
2. CURB STOPS TO FACE EACH OTHER.

REVISED	3" OR 4" DOMESTIC WATER SERVICE	FIGURE
7/7/2021		234

BROWARD COUNTY PUBLIC WORKS DEPARTMENT
PLOTTED: 10/2024

WATER & WASTEWATER SERVICES
ENGINEERING DIVISION
2555 WEST COPANS ROAD
POMPANO BEACH, FL 33069
PHONE NO. 954-831-0745
FAX: 954-831-0925

STANDARD DETAIL

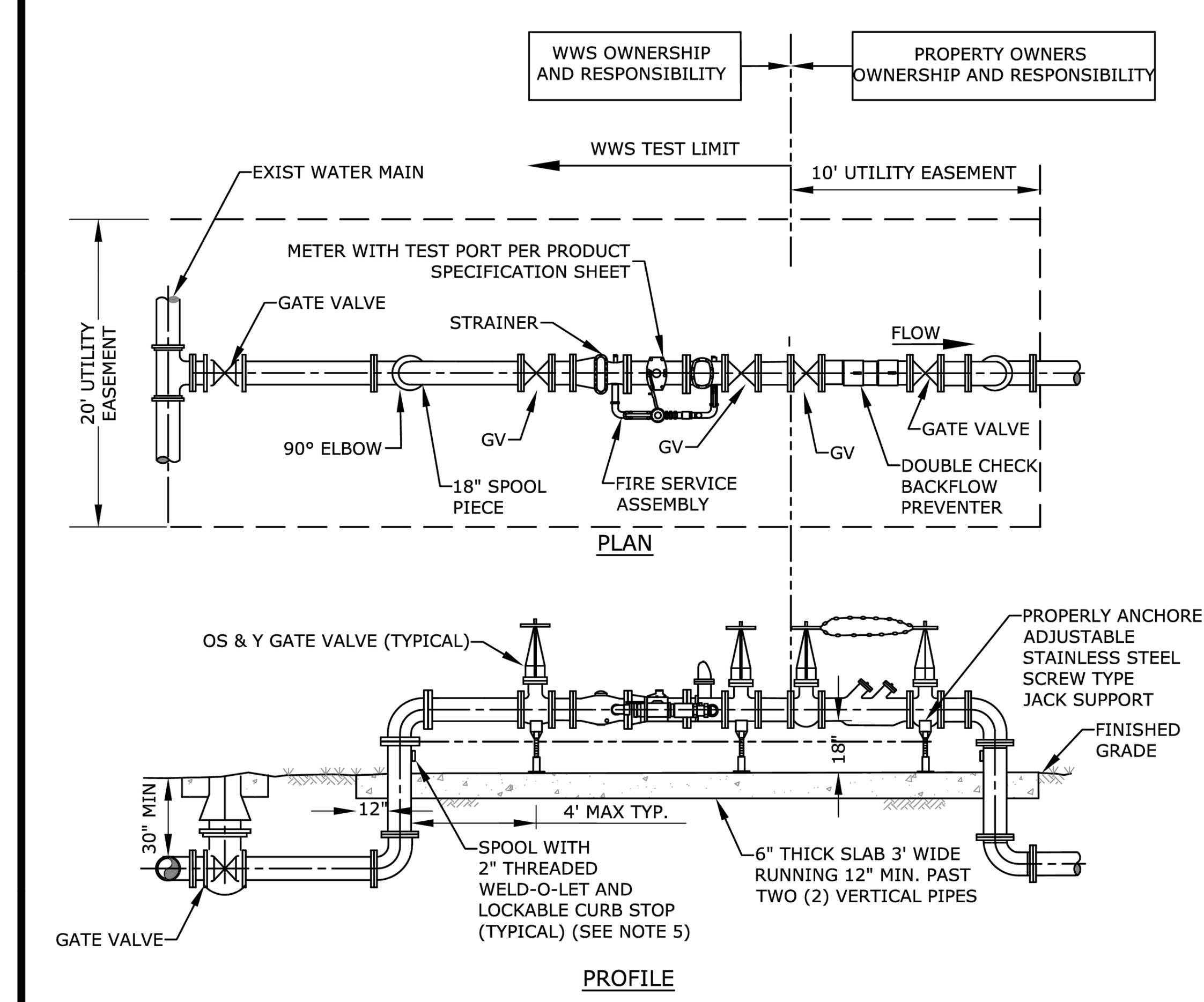

1. THE DOUBLE CHECK VALVE SHALL BE PRIVATELY OWNED BY THE PROPERTY OWNER.
2. EASEMENT SHALL BE PROVIDED IN ACCORDANCE WITH WWS MINIMUM REQUIREMENTS.
3. ALL ABOVE-GROUND PIPE SHALL BE FLANGED, DI (DUCTILE IRON) TYPE.
4. ALL PIPE LEADING FROM WATER MAIN TO FLANGED PIPING SHALL BE D.I. PIPE, RESTRAINED JOINTS.
5. ALL ABOVE-GROUND PIPING, FITTINGS, GATE VALVES AND CHECK VALVES AND THE METER ASSEMBLY SHALL BE PAINTED WITH POLYURETHANE COATING (BLUE).

COMBINED DOMESTIC WATER SERVICE AND FIRE PROTECTION

REVISED	TYPE 2 PRIVATE FIRE PROTECTION 4", 6" AND 8" DIAMETER CONNECTION	FIGURE
7/7/2021		236

BROWARD COUNTY PUBLIC WORKS DEPARTMENT
PLOTTED: 10/2024

WATER & WASTEWATER SERVICES
ENGINEERING DIVISION
2555 WEST COPANS ROAD
POMPANO BEACH, FL 33069
PHONE NO. 954-831-0745
FAX: 954-831-0925

STANDARD DETAIL

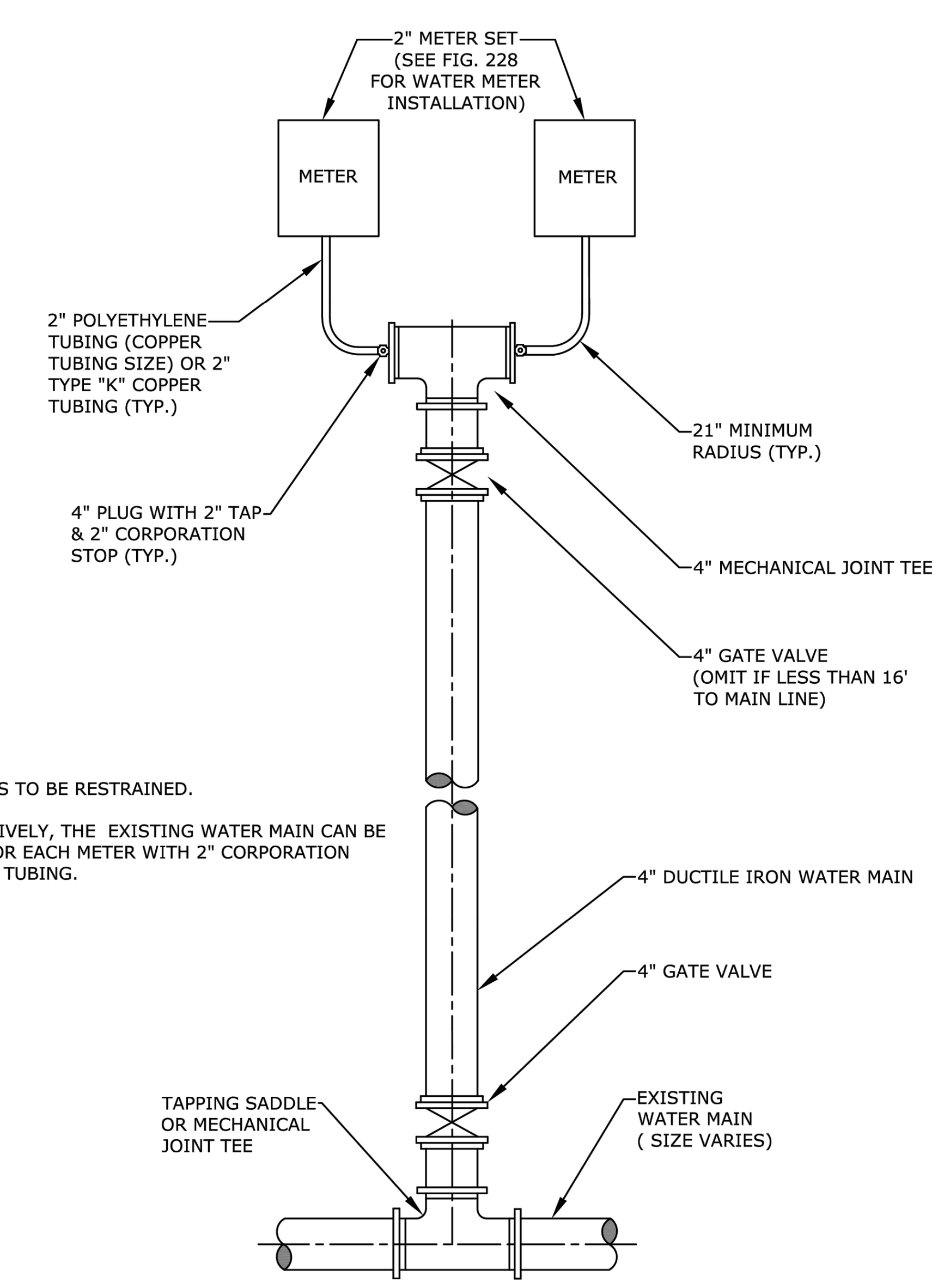

NOTES:

1. ALL JOINTS TO BE RESTRAINED.
2. ALTERNATIVELY, THE EXISTING WATER MAIN CAN BE TAPPED FOR EACH METER WITH 2" CORPORATION STOP AND TUBING.

REVISED	METER INSTALLATION FOR TWO 2" METERS	FIGURE
7/7/2021		224

BROWARD COUNTY PUBLIC WORKS DEPARTMENT
PLOTTED: 10/2024

WATER & WASTEWATER SERVICES
ENGINEERING DIVISION
2555 WEST COPANS ROAD
POMPANO BEACH, FL 33069
PHONE NO. 954-831-0745
FAX: 954-831-0925

STANDARD DETAIL

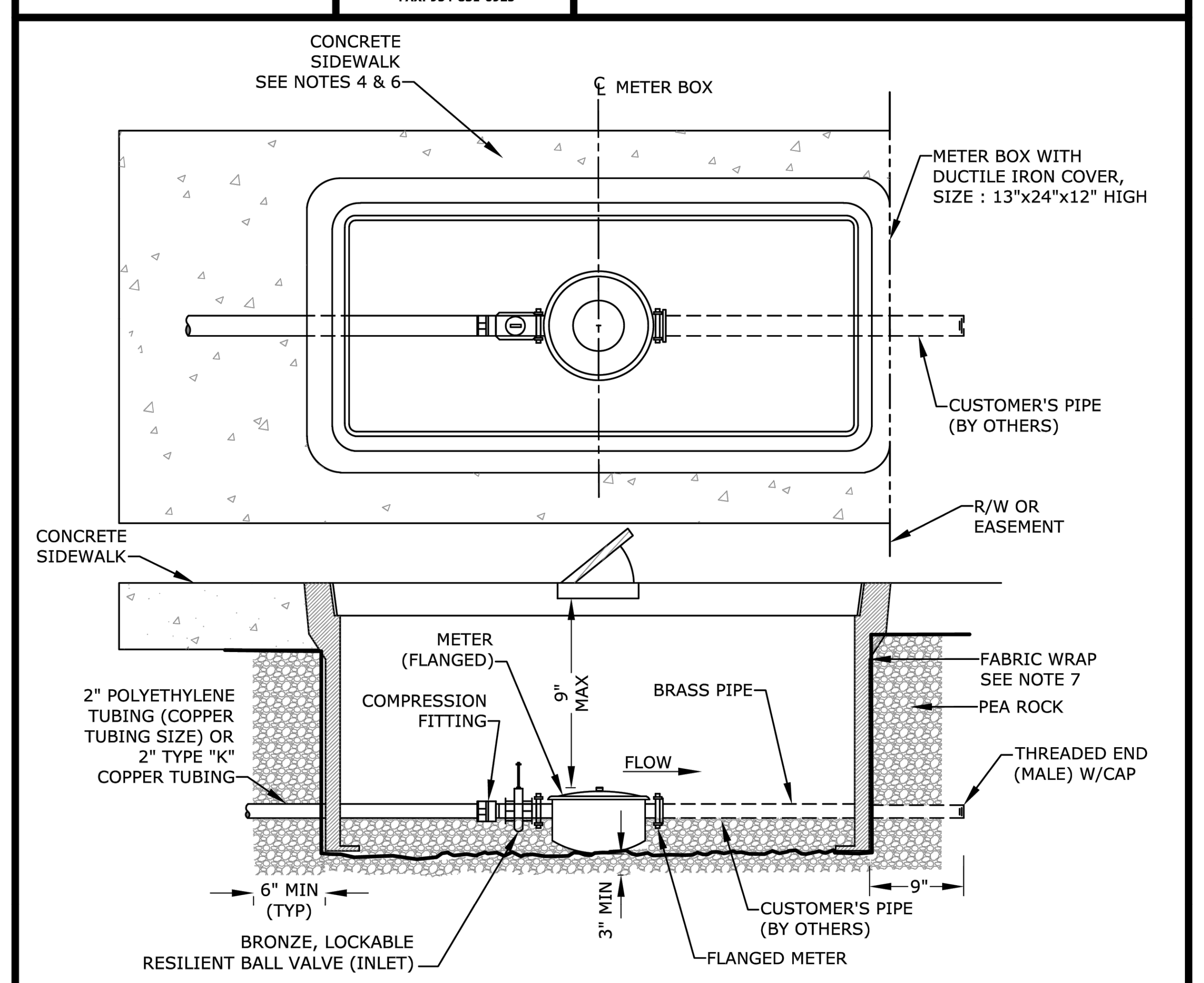

METER SIZE	LAYING LENGTH (IN)	HEIGHT (IN)
1 ½"	13	6 ⅞"
2"	17	7 17/32"

1. ALL STRUCTURES TO BE TRAFFIC BEARING TYPE.
2. CURVE IN SERVICE LINE SHALL BE AS CLOSE TO METER BOX AS PRACTICAL, WITH A MINIMUM RADIUS SHALL BE 21" FOR 2" TUBING.
3. ALL METERS WILL BE SUPPLIED AND INSTALLED BY WWS. METERS ARE FLANGED.
4. WHEN SIDEWALKS ARE PRESENT, OR PLANNED FOR IN THE R/W, THE BACK EDGE OF THE METER BOX SHALL LINE UP WITH THE BACK EDGE OF THE SIDEWALK.
5. METER SHALL BE CENTERED IN BOX DIRECTLY UNDER THE ACCESS LID.
6. WHEN THERE ARE NO SIDEWALKS, CONSTRUCT 6" WIDE x 6" THICK CONCRETE COLLAR AT GRADE.
7. AT BOTH PIPE PENETRATIONS THROUGH THE FABRIC WRAP, THE FABRIC SHALL BE PULLED TIGHT AROUND THE PIPE AND SECURED WITH TWO GRADE 316 STAINLESS STEEL HOSE CLAMPS TO PROVIDE A TIGHT SEAL AROUND PIPE.

REVISED	WATER METER INSTALLATION FOR 1 ½" OR 2" METERS	FIGURE
7/7/2021		228

BROWARD COUNTY PUBLIC WORKS DEPARTMENT
PLOTTED: 10/2024

WATER & WASTEWATER SERVICES
ENGINEERING DIVISION
2555 WEST COPANS ROAD
POMPANO BEACH, FL 33069
PHONE NO. 954-831-0745
FAX: 954-831-0925

STANDARD DETAIL

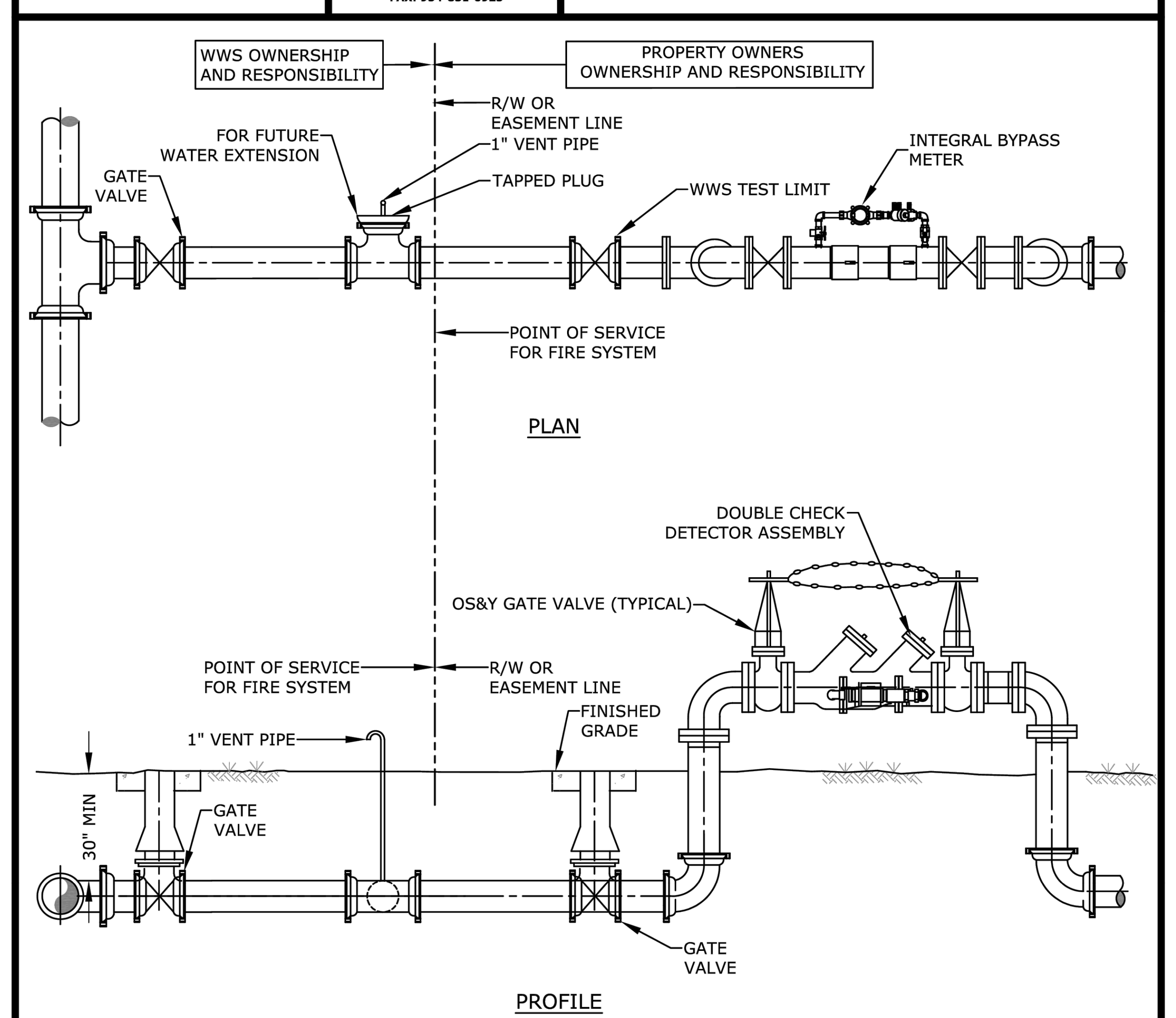

1. THE DOUBLE CHECK DETECTOR ASSEMBLY SHALL BE PRIVATELY OWNED BY PROPERTY OWNER. WWS WILL ONLY MAINTAIN THE BYPASS METER.
2. FIRE SYSTEM TO BE CONSTRUCTED/TESTED IN ACCORDANCE WITH NFPA STDS. & ALL APPLICABLE CODES.
3. 1" VENT PIPE TO BE REMOVED AFTER WWS APPROVAL.
4. INTEGRAL BYPASS METER MUST COME WITH A RED REGISTER CAP METER.
5. PROVIDE RED POLYURETHANE COATING.

DEDICATED FIRE SYSTEM

REVISED	TYPE 1 PRIVATE FIRE PROTECTION 4", 6" AND 8" DIAMETER CONNECTION	FIGURE
7/7/2021		235

BROWARD COUNTY PUBLIC WORKS DEPARTMENT
PLOTTED: 10/2024

WATER & WASTEWATER SERVICES
ENGINEERING DIVISION
2555 WEST COPANS ROAD
POMPANO BEACH, FL 33069
PHONE NO. 954-831-0745
FAX: 954-831-0925

STANDARD DETAIL

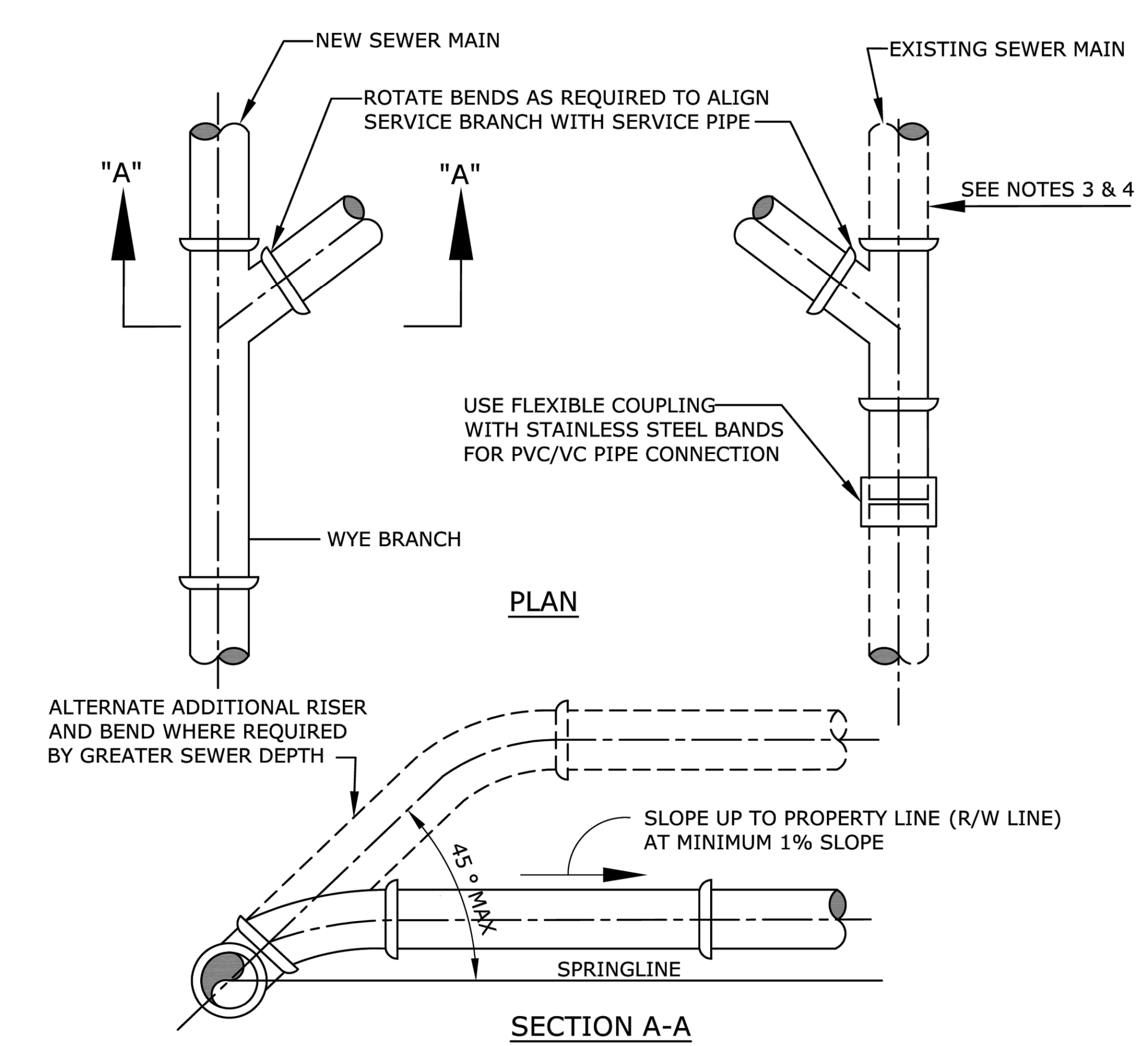

1. SINGLE SERVICE CONNECTIONS SHALL USE 6" SDR 26 PVC PIPE AND FITTINGS.
2. SINGLE SERVICE CONNECTIONS BELOW 12' DEPTH SHALL BE C-900 PVC UNTIL LESS THAN 12 FOOT DEPTH.
2. USE RISER CONNECTIONS WHERE INVERT OF SEWER IS MORE THAN 7'-0" DEEP.
3. WHERE BELL OF WYE AND SPIGOT OF EXISTING MAIN ARE NOT COMPATIBLE, USE A SECOND FLEXIBLE COUPLING.
4. RIGID COUPLINGS MAY BE USED IN LIEU OF FLEXIBLE COUPLINGS.
5. MAINTAIN 36" MINIMUM COVER FROM TOP OF SERVICE TO FINISH GRADE; WHERE NOT TECHNICALLY FEASIBLE CONTACT WWS ENGINEERING.
6. PVC SERVICES SHALL BE INSTALLED IN ACCORDANCE WITH MINIMUM STANDARDS OF THE UNI-BELL HANDBOOK OF PVC PIPE DESIGN AND CONSTRUCTION, LATEST EDITION.

REVISED	WYE SEWER SERVICE CONNECTION	FIGURE
7/7/2021		331

DRC
PZ25-12000016
10/01/2025

REV PER CITY COMMENTS	08/25/25	DJP	
REVISIONS	DATE	BY	

FILE NAME 11181ENG.dwg

CAULFIELD & WHEELER, INC.
CIVIL ENGINEERING
LANDSCAPE ARCHITECTURE - SURVEYING
7900 GLADES ROAD - SUITE 100
BOCA RATON, FLORIDA 33434
PHONE (561)-392-1991 / FAX (561)-750-1452

THE SATORI AT LIGHTHOUSE POINT
4211 N FEDERAL HIGHWAY
WATER DISTRIBUTION & SANITARY SEWER DETAILS
POMPANO BEACH, FL, 33064

DATE 05/28/25
DRAWN BY DJP
F.B./ PG. ----
SCALE N/A

Digitally signed by Matthew V. Kahn
Date: 2025.08.25 18:47:14 -04'00'
Adobe Acrobat version: 2024.002.20687
MATTHEW V. KAHN
PROFESSIONAL ENGINEER
LICENSE NO. 82227
STATE OF FLORIDA
– FOR THE FIRM –
DATE

JOB # 11146
SHT.NO. WS–4
OF 16 SHEETS

Drawing: P:\11146-00-00-00\drawings\eng\details\11146DETAILS-WS_BROWARD.dwg\15-W&S-DETAILS-WS-4